

Explore your child's online Mathematics program

Mathletics



Dear Parent or Guardian,

Your child is using Mathletics as part of their mathematics lesson at school. Mathletics is a targeted, rewarding and captivating online learning resource, which is aligned to curriculum standards. Your child has take-home access to Mathletics – they simply sign in with their school username and password using any compatible computer or mobile device.


The extra Mathletics practise at home can make all the difference to your child's progress. The extra Mathletics practise at home can make all the difference to your child's progress. Encourage them to achieve a weekly target of 1000 points to earn a certificate working towards achieving Bronze, Silver, Gold, Platinum, Emerald, Diamond, Epic, and Legend certificates.

Sign in with your child to start exploring what Mathletics has to offer:

- 1 Visit www.mathletics.com using your child's login details below.
- 2 Explore all the engaging activities and games Mathletics has to offer.
- 3 Check out 'My Awards' for your child's certificate results.
- 4 Go to the Parent Portal to [sign up](#) for weekly reports on your child's progress delivered straight to your inbox at mathletics.com/parent-portal/sign-up.



PC & Mac

Simply visit mathletics.com
and click 



QR Code Sign In

Jump into Mathletics effortlessly using
the QR code on your sign-in card



Tablet & iPad

Download our FREE Student App
from all major app stores

Student Mathletics Login:

Fill out student login information or
print off QR Code Card.

Username: _____

Password: _____

Sign in at: mathletics.com



Resources

Students can review topics, practice their skills, learn key words and access workbooks to curriculum-aligned material. This area contains Workbooks and the A-Z Math dictionary.

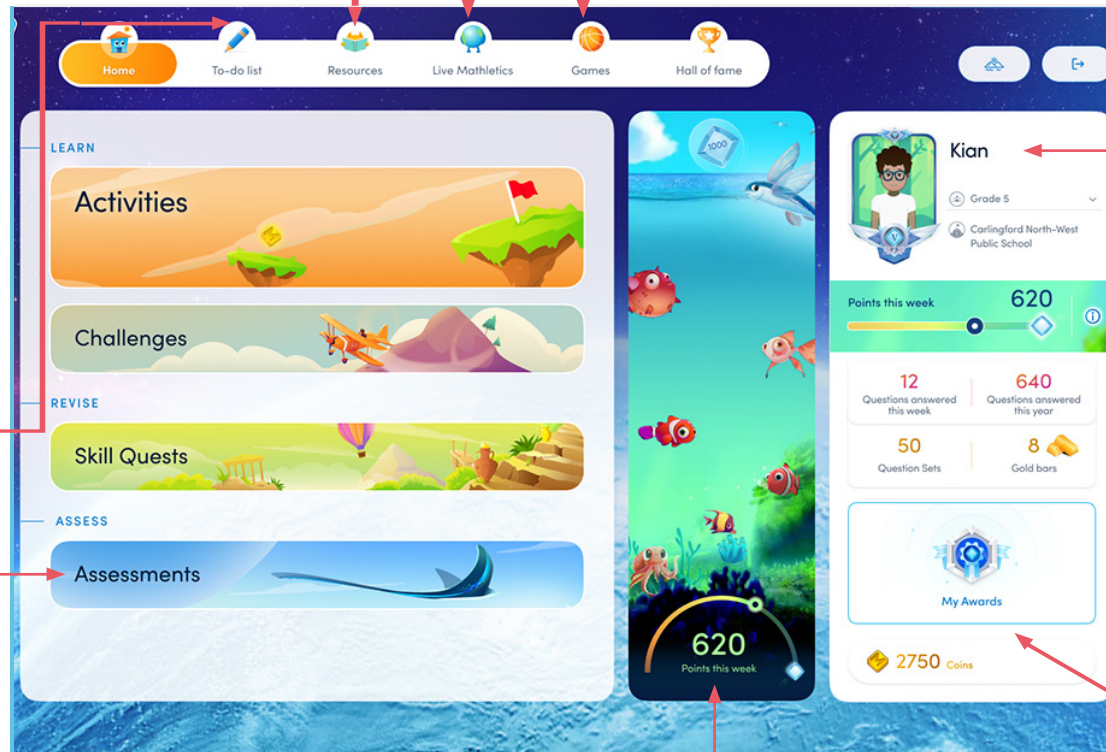
Games

The Games section offers a range of engaging mathematical games, including Multiverse and Rainforest Maths.

Students can also visit Meritopia. It's an engaging student reward area. Students can unlock and explore this interactive, open world game once they earn points for completing activities.

Live Mathematics

Students practice their mathematical fluency. In Live Mathematics, learners can challenge each other to a real-time 60-second race that tests their speed and accuracy. By playing in the Live Mathematics widget, students can also earn M Coins.



Student 'To-do' list

It's where students will find all teacher-assigned activities. These could be curriculum-activities (Revise and Learn), Problem Solving activities or Assessments

Assigned Tests

Students can access assessments that have been set by educators.

Student Console

The **Student Console** displays each student's statistics, including points earned, questions answered, sets completed and gold bars earned. This tracks each student's progress and their accomplishments.

Students design and customize their avatars using M Coins, earned by completing educator-assigned activities, and self-directed challenges.

Points This Week

This fun and engaging widget showcases how many points students have earned on a weekly basis. With every 100 points earned, a new surprise appears.

My Awards

Students can celebrate their hard work with personalized certificates tied to new Achievement Levels. Ranging from Bronze to Legend, these reflect how often a student has earned 1000 points per week.

Top 10 Tips for using Mathletics to support your child's learning at home.

Mathletics

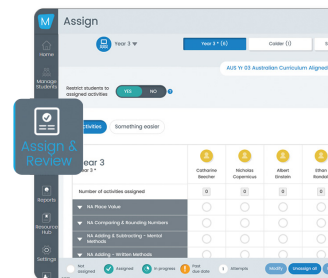
1 Check out our Parent Portal to learn more about Mathletics and sign up for weekly progress reports at www.mathletics.com/parent-portal parents using your child's username and password.



2 Mathletics can be accessed on PC / Mac, iOS and Android devices as well as Windows tablets and Chromebooks. For use on iPads, Mathletics can be accessed through Safari, or downloaded as a free app.



3 Your child's teacher has set them up with the correct curriculum content allowing your child the ability to explore independently, as well as completing any assigned work.




4 Encourage your child to achieve a weekly certificate, by earning 1000 points or more. You can only achieve 1 certificate each week.



5 Mathletics uses a traffic lighting system to show children's achievement in each activity. Activities completed with a score of 85% or more will show green Your child can see which activities they need to practise a little more by looking for any with an orange indicator – meaning they scored 50-84%. Activities in red, they will need some extra help with.



6 If a teacher has assigned an activity to complete it will appear in your child's To-Do List. Any items in the To-Do List need to be completed before your child can access other areas of Mathletics. If there are no items on the To-Do List, students can access curriculum and problem-solving activities under the Explore tab.



7 If your child finds a question difficult, remind them that there is a button at the top right hand side of each question and clicking on this will open up some support to help them.



Note: This feature is available for 'Activities', and is coming soon to 'Quests'.

8 Mathletics is full of great additional activities that make learning Mathematics fun. Students can use their math skills to do additional games, such as Rainforest Maths, Multiverse, and Meritopia. These games allow your child to practise their math skills in a fun and engaging way!



9 Practicing mathematics offline is important too! You and your child have access to printable workbooks right in their student console.



10 Celebrate achievements and effort Celebrate your child's learning success by viewing what achievement level they are at. They can move up in the ranks from Bronze to Legend by earning 1000 points per week!



Mathletics Rewards and Recognition



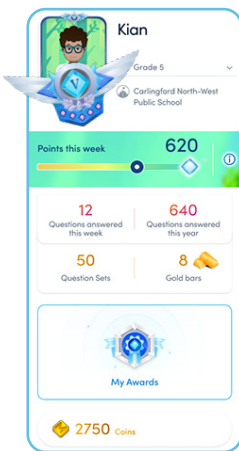
Mathletics

Mathletics understands the importance of keeping your child motivated and engaged.

Motivating your child to use mathletics is easier than ever. Some students are motivated by avatar customisations, and some are motivated by how many question sets they complete throughout the year.

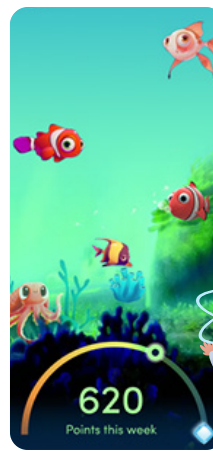
Students can easily see their metrics right on their student console.

Points: Students are awarded points for every correct answer they give in Mathletics curriculum activities and Live Mathletics. The student's weekly points score is displayed at the top of the student console. When a student has earned 1000 points in a single week they are awarded a certificate.



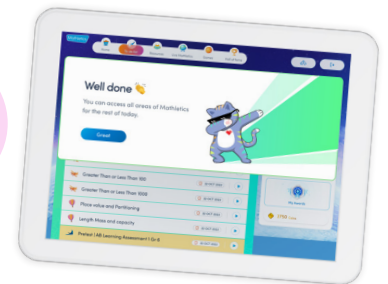
My points

Students can see how many questions they complete in an academic year, how many points they have earned and how many M Coins they have accumulated. M Coins do not reset per week.



Points this week

Points this week are displayed in the student console on the home page.



Earning points

Curriculum content (Quests & Activities):

- 1 x correct answer = 10 points
- 1 x correct test answer = 20 points
- 1 x correct "Are you ready" answer = 20 points

Live Mathletics:

- 1 x correct answer = 1 point
- 1 x correct bonus level answer = 2 points

How to earn merits

- 1 x completed Quest step = 1 merit



Bonus:

- Level up or complete a Quest = 50 points

For Example, if you complete a Quest with 3 steps, you will earn 3 merits!

Earning certificates

Earn certificates by earning 1000 points per week. Student start at Bronze and can move all the way up through the ranks by reaching Legend status!

